

Monthly report as of 30 April 2024

**Fund objectives**

Partners Group Listed Investments SICAV – Listed Infrastructure fund provides access to the asset class infrastructure. The Fund invests in companies which make infrastructure investments and are listed on major stock exchanges. Out of an investment universe of over 300 companies worldwide, the fund management actively screens a target list of around 100 companies. Partners Group has been a signatory since 2008 of the United Nations Principles for Responsible Investment and the Fund follows an SRI approach, evaluating each investment opportunity in terms of environmental, social and governance standards.

**Monthly comment**

Global equity markets experienced their first monthly decline of the year due to increasing caution from investors amidst rising tensions in the Middle East and a hawkish interest rate outlook. While some inflation numbers were higher than expected, key economic data remained strong. Despite robust economic data, the Partners Group Listed Investments SICAV - Listed Infrastructure fund's value decreased during the month, mainly due to the performance of the US communication infrastructure sector, even though the portfolio companies reported Q1 results either in line with or better than expectations. Most sub-sectors within the portfolio saw declines, including railroads and airports, despite their Q1 results exceeding expectations. Chinese equities were the only region that contributed positively to the portfolio's performance.

ENN Energy, the Chinese gas utility, experienced an increase in value during the month due to speculation that the National Development and Reform Commission has urged local authorities and major gas distributors to eliminate household price caps by September. Currently, distributors have had to provide gas to households at fixed rates in each city while paying market prices for the fuel. However, the proposed new rules would permit utilities to pass on more of the cost to households, ultimately leading to increased margins and earnings.

US communication infrastructure REITs saw a decrease in their value during the month as US yields rose due to higher than anticipated inflation numbers. This decline occurred despite better-than-expected Q1 results from American Tower and Crown Castle, and in-line results from SBA Communications. American Tower also expects mid-to-high single-digit annualized growth in cash flows for the remainder of the decade, a guidance they have upheld for several years. Consequently, the three US towers are currently trading at an average of around 15 times Price/AFFO multiple, marking near all-time low multiples since converting to REITs.

**Fund facts**

Inception date	20/05/2015
Asset manager	Partners Group AG
Fund domicile	Luxembourg
Fund currency	EUR
Share class currency	EUR
Minimum initial investment amount	None
Close of financial year	31 December
Total net assets	EUR 559.3m
Management fee in % p.a.	1.15
Distributions	Accumulating
Valor no.	28023438
ISIN	LU1225718409
Bloomberg ticker	PGLIECA LX
WKN	A14SFS

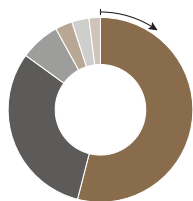
**Price development**

Price per unit 30/04/2024	EUR 138.89
Price per unit 28/03/2024	EUR 143.30
Change	-3.1%
Investment level	99%

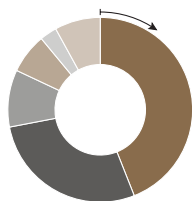
**Top 5 holdings**

	in % of NAV
Cellnex	7.30
Vinci	6.42
American Tower	5.69
American Water Works	4.56
Republic Services	4.06
<b>Total</b>	<b>28.03</b>

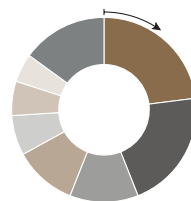
**Fund allocation**



North America	54%
Cont. Europe	31%
UK	7%
Australia	3%
Rest of World	3%
Greater China	2%

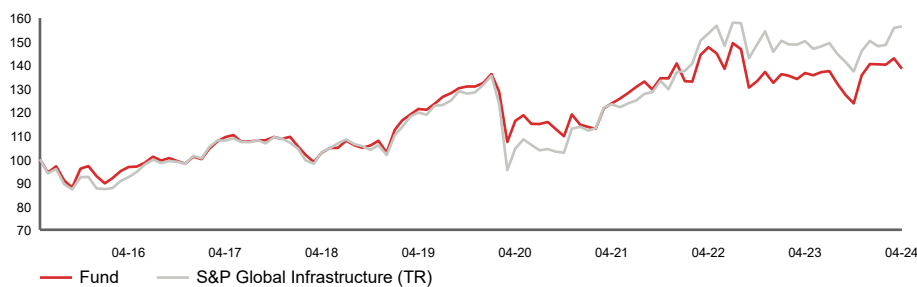


USD	44%
EUR	28%
CAD	10%
GBP	7%
AUD	3%
Other	8%



Transm. & distri.	23%
Towers	21%
Railways	12%
Toll roads	11%
Pipelines	7%
Water	6%
Airports	5%
Other	15%

**Net performance**



Performance in %	1 month %	YTD %	1 year %	3 years %	5 years %	since inception %	since inception % p. a.
Fund	-3.1	-1.4	1.3	11.9	14.1	38.9	3.7
S&P Global Infrastructure (TR)	0.5	4.1	4.2	26.9	30.6	55.7	5.1

Performance in %	2016	2017	2018	2019	2020	2021	2022	2023
Fund	8.9	8.4	-6.1	28.8	-13.4	22.7	-5.9	6.0
S&P Global Infrastructure (TR)	16.4	5.5	-5.1	30.8	-15.1	20.4	6.4	3.2

Volatility in % (annualized)	1 year	3 years	5 years	since inception
Fund	10.3	12.1	15.9	14.1
S&P Global Infrastructure (TR)	10.2	11.5	17.9	15.6

Note: This share class is approved for distribution in Belgium, Switzerland, Finland, Germany, Liechtenstein, Luxembourg, Netherlands, Singapore, Spain, Sweden. In all other countries, the Fund may not be publicly distributed.

Monthly report as of 30 April 2024

## Definitions

This monthly report is produced based on information available on the last working day of the month.

<b>Infrastructure</b>	The term 'infrastructure' comprises all durable capital goods which ensure the proper development of an economy. They comprise transportation infrastructure assets such as roads, airports, railways, harbours, tunnels and bridges. However, they also include assets of the communication infrastructure, such as TV and radio transmission systems, antennas and transmission towers for mobile phones, satellite systems and cable networks. Infrastructure also refers to utility assets in the fields of energy and water, such as energy facilities for power generation and distribution, of gas and oil exploration and distribution, as well as other water supply and distribution facilities, including desalination plants and sewage treatment facilities. Finally, infrastructure also includes the provision of services in the fields of education and health, as well as public sector building facilities (social infrastructure).
<b>Listed infrastructure</b>	A 'listed infrastructure' company is listed on a stock exchange and its purpose is investing in infrastructure assets.
<b>Total return</b>	Total return is calculated according the standard BVI-method of the Bundesverband Investment and Asset Management.

## Contact details

**Asset manager:**  
Partners Group AG  
Zugerstrasse 57  
6341 Baar-Zug  
Switzerland

T +41 (0)41 784 60 00  
www.pgliquids.com

**Investor relations:**  
Partners Group AG  
Fabian Blättler  
Zugerstrasse 57  
6341 Baar-Zug / Schweiz

T +41 (0)41 784 68 80  
listedinvestments@partnersgroup.com

This is an advertising document. The state of the origin of the fund is Luxembourg. In Switzerland, the representative is ACOLIN Fund Services AG, Leutschenbachstrasse 50, CH-8050 Zurich, whilst the paying agent is Credit Suisse (Switzerland) Ltd., Paradeplatz 8, CH-8001 Zurich. The full offering documentation including, the prospectus or offering memorandum, the key information document (KID), the fund rules, as well as the annual and bi-annual reports ("Full offering documentation"), as the case may be, may be obtained free of charge from <https://www.credit-suisse.com/microsites/multiconcept/en.html> or from the representative in Switzerland. KID is available in English, Prospectus is available in English. A summary of investor rights for investing in Luxembourg can be obtained via [www.cssf.lu/en/consumer/](http://www.cssf.lu/en/consumer/), local laws relating to investor rights may apply.

The alternative investment fund manager or the management company, as applicable, may decide to terminate local arrangements for the marketing of the shares/units of a fund, including terminating registrations or notifications with the local supervisory authority. Past performance is no indication of current or future performance. The performance data do not take account of the commissions and costs incurred on the issue and redemption of units. If the currency of a financial product and/or its costs is different from your reference currency, the return and cost may increase or decrease as a result of currency fluctuations.

Partners Group Listed Investments SICAV, 5, rue Jean Monnet, 2180 Luxembourg, Grand Duchy of Luxembourg, R.C.S. Luxembourg B 143187

This document is not intended to be an investment advertisement or sales instrument; it constitutes neither an offer nor an attempt to solicit offers for the product described herein. The sole basis for the purchase of shares are the sales documents (the current sales prospectus incl. articles of association and the annual- and semi-annual reports). This report was prepared using financial information contained in the company's books and records as of the reporting date. This information is believed to be accurate but has not been audited by any third party. This report describes past performance, which may not be indicative of future results. The performance shown does not take account of any commissions and costs charged when subscribing to and redeeming units. The company does not accept any liability for actions taken on the basis of the information provided. Please see the current full sales prospectus for information on opportunities and risks.