

Monthly report as of 31 October 2024

**Fund objectives**

The Partners Group Listed Investments SICAV – Listed Private Equity fund provides efficient access to the asset class private equity overcoming the normally associated hurdle of illiquidity. The Fund invests in companies which mainly focus on private equity investments and are listed on major stock exchanges. In a global investment universe of more than 200 companies that meet the subfund's criteria, the Fund actively screens a target list of around 140 companies, which fit the minimum criteria. This subfund is actively managed.

**Monthly comment**

October started positively with a solid start into the earnings season. However, better-than-expected economic data in the US led to rising interest rates, resulting in larger currency movements and increased volatility. In this context, the Partners Group Listed Investments SICAV - Listed Private Equity Fund developed slightly negative. Alternative asset managers and private debt vehicles performed best, with the former benefiting from results that met or exceeded expectations, while private debt saw improved credit quality.

Our latest portfolio addition, the alternative asset manager Blue Owl, was among the top performers in October. Established in 2021 from the merger of Dyal Capital and Owl Rock, Blue Owl has since then grown free-paying AUM at a CAGR of 44% and expanded its product offerings. Currently, its strategies include private debt (~55% of assets), private equity (~26%), and private real estate (~19%). Compared to peers, Blue Owl stands out due to its high share of permanent capital, which accounts for 75% of assets. In October, the company reported strong quarterly results, including a 50% year-over-year increase in fee-paying AUM, supported by robust fundraising and the completion of two acquisitions: Kuvare (an insurance-focused manager) and Atalaya (a credit-focused manager). Additionally, management announced the acquisition of IPI Partners, a digital infrastructure manager.

On a less positive note, Swedish private equity vehicle Kinnevik reported a 5% decline in its NAV per share, largely due to a full write-down of its holding in VillageMD. Despite this, other core holdings performed well, achieving 60% revenue growth over the past year and benefiting from stabilizing valuation multiples. Management noted that Kinnevik invested in VillageMD in 2019, partially exited in 2021, and achieved a money multiple of 3.2x on their invested capital despite the full write-down.

Another top performer was the private debt vehicle, Ares Capital Corporation. As one of the first debt vehicles to report results, Ares alleviated concerns about declining credit quality, with non-accruals falling to 1.3% of cost. The portfolio remains healthy, with companies reducing leverage and increasing interest coverage to 1.8x. Ares also grew its investment portfolio by 4% quarter-over-quarter, benefiting from rising deployments, and currently generates an average yield of over 11%.

**Fund facts**

Inception date	19/12/2019
Asset manager	Partners Group AG
Fund domicile	Luxembourg
Fund currency	EUR
Share class currency	USD
Minimum initial investment amount	USD 1m
Close of financial year	31 December
Total net assets	USD 402.1m
Management fee in % p.a.	1.15
Distributions	Distributing
Last distribution	09/09/2024
Distribution value	USD 1.46
Valor no.	32284095
ISIN	LU1397114320
Bloomberg ticker	PGILPUI LX
WKN	A2AHC4

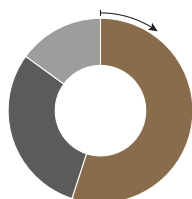
**Price development**

Price per unit 31/10/2024	USD 178.13
Price per unit 30/09/2024	USD 178.54
Change (total return)	-0.2%
Investment level	100%

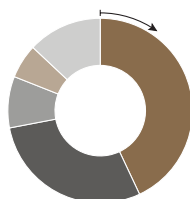
**Top 5 holdings**

	in % of NAV
Apollo Global Management	9.98
Intermediate Capital Group	7.45
Partners Group Holding AG	7.24
3I Group	7.18
KKR & Co.	6.87
<b>Total</b>	<b>38.72</b>

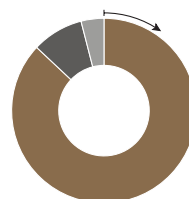
**Fund allocation**



North America  
Cont. Europe  
UK

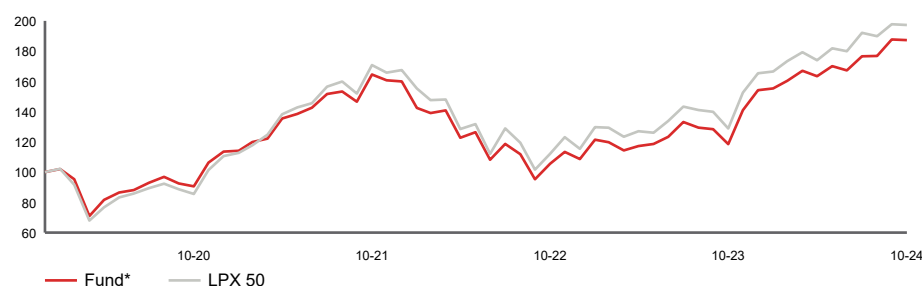


USD  
GBP  
CHF  
SEK  
Other



Buyout  
Private debt  
Venture capital

**Net performance**



Performance in %	1 month %	YTD %	1 year %	3 years %	5 years %	since inception %	since inception % p. a.
Fund*	-0.2	21.5	58.0	13.8	-	88.7	13.9
LPX 50	-0.3	19.3	53.1	15.5	-	98.3	15.1

Performance in %	2020	2021	2022	2023
Fund*	13.6	40.9	-32.1	41.9
LPX 50	8.3	51.4	-31.1	43.3

Volatility in % (annualized)	1 year	3 years	5 years	since inception
Fund*	17.6	24.6	-	26.7
LPX 50	16.7	23.7	-	26.9

\*Total return

Note: This share class is approved for distribution in Belgium, Ireland, Switzerland, Austria, Denmark, Finland, France, Germany, Liechtenstein, Luxembourg, Netherlands, Norway, Portugal, Singapore, Spain, Sweden, United Kingdom. In all other countries, the Fund may not be publicly distributed.

Monthly report as of 31 October 2024

## Definitions

This monthly report is produced based on information available on the last working day of the month.

<b>Listed Private Equity</b>	A 'Listed Private Equity' company is listed on a stock exchange and has the purpose of investing in private equity assets.
<b>Total return</b>	Total return is calculated according the standard BVI-method of the Bundesverband Investment and Asset Management.
<b>Investment universe</b>	Public partnerships, fund of funds, private equity houses, mixed investment companies
<b>Financing stages</b>	
<b>Venture capital</b>	Financing for companies typically in their build-up phase. Seed stage describes the period where product feasibility is confirmed; Early stage involves the identification of the position in the market, the establishment of production lines and the development of marketing channels; Later stage portrays the subsequent rapid expansion phase of a young company.
<b>Buyout</b>	Acquisition of a controlling stake in a company, typically with financial or managerial reorganization needs. Small/mid/large size buyout refers to the enterprise value of the acquired company. Whereas the bandwidths for Europe are set at <EUR 100m/EUR 100m-EUR 400m/>EUR 400m, US bandwidths are at <USD 300m/USD 300m-USD 1bn/>USD 1bn for small/mid/large size buyout respectively.
<b>Private debt</b>	Financing solutions for enterprises with no access to capital markets. Includes, among others, investments in senior secured and subordinated debt as well as preferred equity.

## Contact details

**Asset manager:**  
Partners Group AG  
Unternehmer-Park 3  
6340 Baar  
Switzerland

T +41 (0)41 784 60 00  
[www.pgliquids.com](http://www.pgliquids.com)

**Investor relations:**  
Partners Group AG  
Nelson Takes  
Unternehmer-Park 3  
6340 Baar / Switzerland

T +41 (0)41 784 61 50  
[listedinvestments@partnersgroup.com](mailto:listedinvestments@partnersgroup.com)

This is an advertising document. The state of the origin of the fund is Luxembourg. In Switzerland, the representative is Acolin Fund Services AG, Maintower, Thurgauerstrasse 36/38, 8050 Zurich, whilst the paying agent is UBS Switzerland AG, Paradeplatz 8, CH-8001 Zurich. The full offering documentation including, the prospectus or offering memorandum, the key information document (KID), the fund rules, as well as the annual and bi-annual reports ("Full offering documentation"), as the case may be, may be obtained free of charge from <https://www.credit-suisse.com/microsites/multiconcept/en.html> or from the representative in Switzerland. KID is available in English, Prospectus is available in English. A summary of investor rights for investing in Luxembourg can be obtained via [www.cssf.lu/en/consumer/](http://www.cssf.lu/en/consumer/), local laws relating to investor rights may apply.

The alternative investment fund manager or the management company, as applicable, may decide to terminate local arrangements for the marketing of the shares/units of a fund, including terminating registrations or notifications with the local supervisory authority. Past performance is no indication of current or future performance. The performance data do not take account of the commissions and costs incurred on the issue and redemption of units. If the currency of a financial product and/or its costs is different from your reference currency, the return and cost may increase or decrease as a result of currency fluctuations.

Partners Group Listed Investments SICAV, 5, rue Jean Monnet, 2180 Luxembourg, Grand Duchy of Luxembourg, R.C.S. Luxembourg B 143187

This document is not intended to be an investment advertisement or sales instrument; it constitutes neither an offer nor an attempt to solicit offers for the product described herein. The sole basis for the purchase of shares are the sales documents (the current sales prospectus incl. articles of association and the annual- and semi-annual reports). This report was prepared using financial information contained in the company's books and records as of the reporting date. This information is believed to be accurate but has not been audited by any third party. This report describes past performance, which may not be indicative of future results. The performance shown does not take account of any commissions and costs charged when subscribing to and redeeming units. The company does not accept any liability for actions taken on the basis of the information provided. Please see the current full sales prospectus for information on opportunities and risks.