

## Partners Group Listed Investments SICAV - Listed Private Equity - EUR (P - Acc.)

Monthly report as of 31 March 2025

### Fund objectives

The Partners Group Listed Investments SICAV – Listed Private Equity fund provides efficient access to the asset class private equity overcoming the normally associated hurdle of illiquidity. The Fund invests in companies which mainly focus on private equity investments and are listed on major stock exchanges. In a global investment universe of more than 200 companies that meet the subfund's criteria, the Fund actively screens a target list of around 140 companies, which fit the minimum criteria. This subfund is actively managed.

### Monthly comment

Global equity markets experienced increased volatility and faced challenges in March due to rising geopolitical tensions and concerns about a potential recession in the United States. President Trump continued to escalate trade concerns, which resulted in falling consumer confidence and downgrades to growth outlooks. In this volatile environment, the Partners Group Listed Investments SICAV - Listed Private Equity Fund (I EUR) suffered and declined in value. All sectors contributed negatively, with alternative asset managers experiencing the steepest declines. Despite no specific negative news, stocks were impacted by shifting market sentiment and a contraction in valuation multiples.

CVC, a European alternative asset manager, was one of the poorest performers. Although the company's H2 2024 results exceeded earnings expectations with growth in management fees and strong fund performance, analysts expressed worry about the weaker outlook for performance fees, potentially worsening due to economic uncertainty. KKR, a U.S. alternative asset manager, also underperformed, reporting 17% growth in monetization income but falling short of market expectations.

The outlook on longer-term yields, which has evolved since Trump's election, played a crucial role in March's performance. Both top and bottom performers were influenced by anticipated higher long-dated yields. Kinnevik, a Swedish private equity firm, performed worst due to its growth-focused portfolio, which is more sensitive to interest rate fluctuations. In contrast, BDCs held up well, particularly Golub BDC, Blue Owl BDC, and Ares Capital Corporation. These companies invest in floating-rate loans and benefited from rising base rates coupled with stable credit quality, which resulted in an improved outlook for investment income.

### Fund facts

Inception date	06/09/2004
Asset manager	Partners Group AG
Fund domicile	Luxembourg
Fund currency	EUR
Share class currency	EUR
Minimum initial investment amount	None
Close of financial year	31 December
Total net assets	EUR 402.8m
Management fee in % p.a.	1.95
Distributions	Accumulating
Valor no.	1902991
ISIN	LU0196152788
Bloomberg ticker	PGILPQP LX
WKN	A0B61B

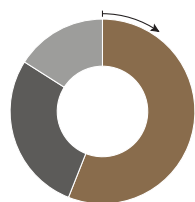
### Price development

Price per unit 31/03/2025	EUR 479.41
Price per unit 28/02/2025	EUR 531.62
Change	-9.8%
Investment level	100%

### Top 5 holdings

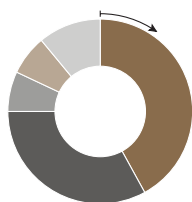
	in % of NAV
Apollo Global Management	8.21
3i Group	7.65
Intermediate Capital Group	7.48
Ares Management	7.19
Harbourvest Global Priva	6.24
<b>Total</b>	<b>36.77</b>

### Fund allocation



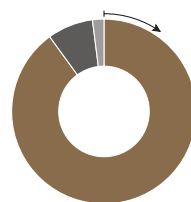
North America  
Cont. Europe  
UK

56%  
28%  
16%



USD  
GBP  
CHF  
EUR  
Other

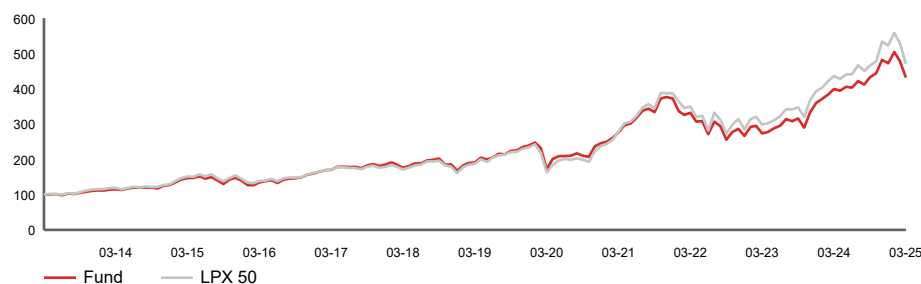
42%  
33%  
7%  
7%  
11%



Buyout  
Private debt  
Venture capital

90%  
8%  
2%

### Net performance



Performance in %	1 month %		YTD %	1 year %		3 years %		5 years %		since inception %	since inception % p. a.
Fund	-9.8		-8.5	8.1		30.1		150.9		379.4	7.9
LPX 50	-11.3		-10.0	7.8		34.5		189.0		529.3	9.4
Performance in %	2015 2016		2017	2018	2019	2020	2021	2022	2023	2024	
Fund	9.4	15.0	15.5	-9.5	42.8	2.7	51.7	-28.5	35.2	31.1	
LPX 50	12.7	11.0	10.1	-9.5	45.8	-0.6	62.9	-26.6	38.4	32.8	
Volatility in % (annualized)			1 year		3 years		5 years		since inception		
Fund			18.8		21.2		21.2		18.7		
LPX 50			18.6		20.8		21.4		23.9		

Note: This share class is approved for distribution in Belgium, Ireland, Switzerland, Austria, Denmark, Finland, France, Germany, Liechtenstein, Luxembourg, Netherlands, Norway, Portugal, Singapore, Spain, Sweden, United Kingdom. In all other countries, the Fund may not be publicly distributed.

Monthly report as of 31 March 2025

## Definitions

This monthly report is produced based on information available on the last working day of the month.

<b>Listed Private Equity</b>	A 'Listed Private Equity' company is listed on a stock exchange and has the purpose of investing in private equity assets.
<b>Total return</b>	Total return is calculated according the standard BVI-method of the Bundesverband Investment and Asset Management.
<b>Investment universe</b>	Public partnerships, fund of funds, private equity houses, mixed investment companies
<b><u>Financing stages</u></b>	
<b>Venture capital</b>	Financing for companies typically in their build-up phase. Seed stage describes the period where product feasibility is confirmed; Early stage involves the identification of the position in the market, the establishment of production lines and the development of marketing channels; Later stage portrays the subsequent rapid expansion phase of a young company.
<b>Buyout</b>	Acquisition of a controlling stake in a company, typically with financial or managerial reorganization needs. Small/mid/large size buyout refers to the enterprise value of the acquired company. Whereas the bandwidths for Europe are set at <EUR 100m/EUR 100m-EUR 400m/>EUR 400m, US bandwidths are at <USD 300m/USD 300m-USD 1bn/>USD 1bn for small/mid/large size buyout respectively.
<b>Private debt</b>	Financing solutions for enterprises with no access to capital markets. Includes, among others, investments in senior secured and subordinated debt as well as preferred equity.

## Contact details

**Asset manager:**  
Partners Group AG  
Unternehmer-Park 3  
6340 Baar  
Switzerland

**T** +41 (0)41 784 60 00  
[www.pgliquids.com](http://www.pgliquids.com)

**Investor relations:**  
Partners Group AG  
Nelson Takes  
Unternehmer-Park 3  
6340 Baar / Switzerland

**T** +41 (0)41 784 61 50  
[listedinvestments@partnersgroup.com](mailto:listedinvestments@partnersgroup.com)

This is an advertising document. The state of the origin of the fund is Luxembourg. In Switzerland, the representative is Acolin Fund Services AG, Maintower, Thurgauerstrasse 36/38, 8050 Zurich, whilst the paying agent is UBS Switzerland AG, Paradeplatz 8, CH-8001 Zurich. The full offering documentation including, the prospectus or offering memorandum, the key information document (KID), the fund rules, as well as the annual and bi-annual reports ("Full offering documentation"), as the case may be, may be obtained free of charge from <https://www.credit-suisse.com/microsites/multiconcept/en.html> or from the representative in Switzerland. KID is available in English. Prospectus is available in English. A summary of investor rights for investing in Luxembourg can be obtained via [www.cssf.lu/en/consumer/](http://www.cssf.lu/en/consumer/), local laws relating to investor rights may apply.

The alternative investment fund manager or the management company, as applicable, may decide to terminate local arrangements for the marketing of the shares/units of a fund, including terminating registrations or notifications with the local supervisory authority. Past performance is no indication of current or future performance. The performance data do not take account of the commissions and costs incurred on the issue and redemption of units. If the currency of a financial product and/or its costs is different from your reference currency, the return and cost may increase or decrease as a result of currency fluctuations.

Partners Group Listed Investments SICAV, 5, rue Jean Monnet, 2180 Luxembourg, Grand Duchy of Luxembourg, R.C.S. Luxembourg B 143187

This document is not intended to be an investment advertisement or sales instrument; it constitutes neither an offer nor an attempt to solicit offers for the product described herein. The sole basis for the purchase of shares are the sales documents (the current sales prospectus incl. articles of association and the annual- and semi-annual reports). This report was prepared using financial information contained in the company's books and records as of the reporting date. This information is believed to be accurate but has not been audited by any third party. This report describes past performance, which may not be indicative of future results. The performance shown does not take account of any commissions and costs charged when subscribing to and redeeming units. The company does not accept any liability for actions taken on the basis of the information provided. Please see the current full sales prospectus for information on opportunities and risks.